

Education and Democracy in India

Nita Kumar






Caste, class, gender & religion







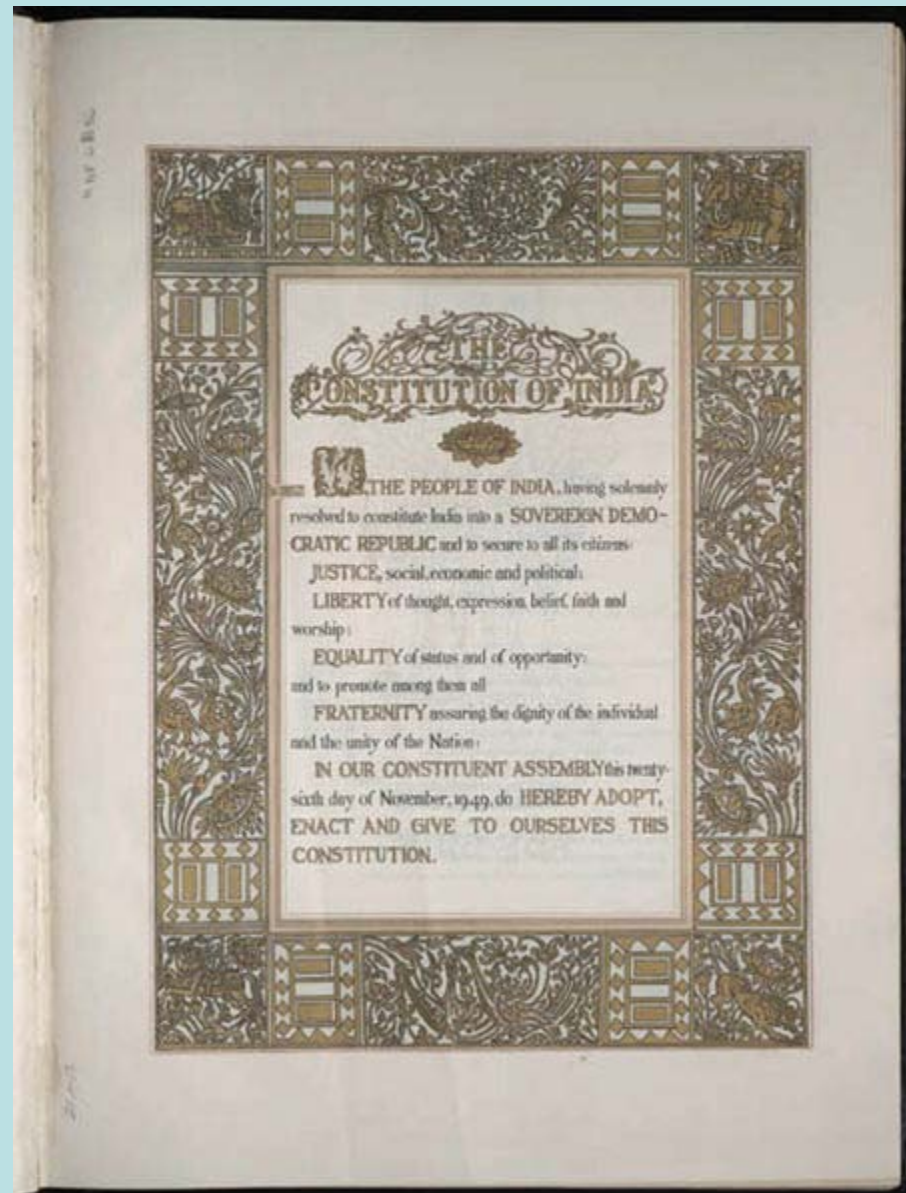
India: parliament



India: Democratic education




The Constitution of India



CASTE

B.R. Ambedkar,
Head of the Constitu-
ent Assembly,
maker of the
Constitution of
India






Common misconceptions about caste, corrected


- “You can never rise up in the social scale of caste.” No, you can, and this has been so throughout history.
- “Caste is the most damning hierarchy, from which there is no escape.” No. Economic class is more important, and to change your occupation and economic status is the easiest of several ways to ‘escape’ caste. *Mobility is part of the story of caste.*


Caste, continued

- “Caste” has been banned in the Indian Constitution. Wrong. “Caste-based discrimination” has been banned, except positively (cf the USA: racial discrimination is banned, not “race.”)
- “Caste is unique to India.” Yes, insofar as it is a ritual hierarchy, it is uniquely Indian. But if taken as simply a kind of hierarchy, it is similar to other hierarchies in the world, and as an education, one of the strongest.



Performers







CLASS

Education and Literacy

- Literacy rates increased from 18.3% in 1951 to 64.8 % in 2001
- Faster growth in female literacy 14.9 % compared to 11.7% in males in last decade
- Of the estimated population of 193 million in the age group of 6-14 years in 2001-02, nearly 82.2 % were enrolled in schools
- Number of Children in school : 136 Million
- Number of out of school : 50 to 59 Million



India: illiteracy

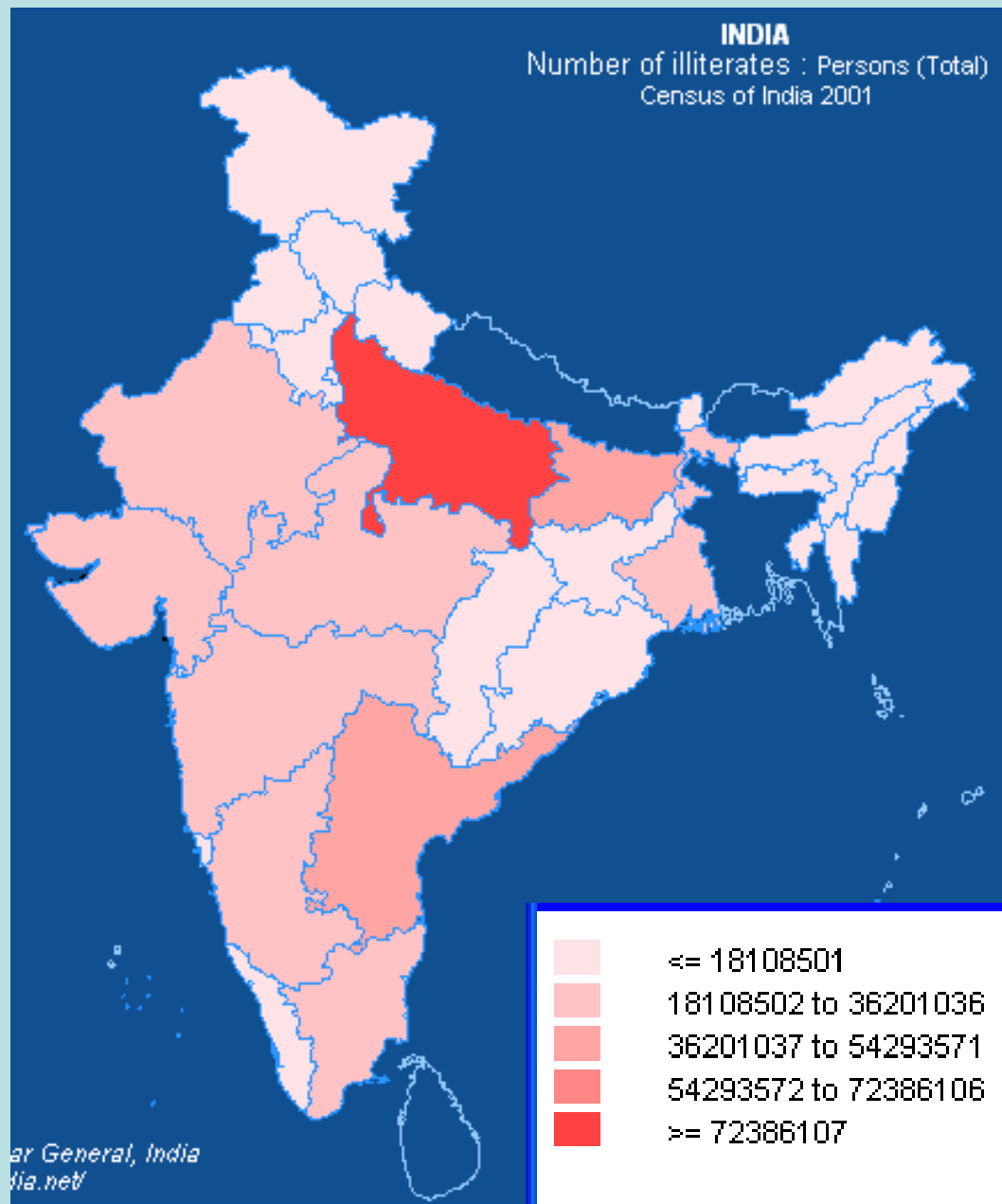


Table 2: Drop-Out Rates At Primary, Elementary & Secondary Stages

	1960-1961	1970-1971	1980-1981	1990-1991	1992-1993	1999-2000*	2001-2002*
Classes I-V							
Boys	61.7	64.5	56.2	40.1	43.8	38.7	38.4
Girls	70.9	70.9	62.5	46.0	46.7	42.3	39.9
Total	64.9	67.0	58.7	42.6	45.0	40.3	39.0
Classes I-VIII							
Boys	75.0	74.6	68.0	59.1	58.2	52.0	52.9
Girls	85.0	83.4	79.4	65.1	65.2	58.0	56.9
Total	78.3	77.9	72.7	60.9	61.1	54.5	54.6
Classes I-X							
Boys	N.A	N.A	79.8	67.5	70.0	66.6	64.2
Girls	N.A	N.A	86.6	76.9	77.3	70.6	68.6
Total	N.A.	N.A	82.5	71.3	72.9	68.3	66.0

The citizens of India




Thomas
Babington
Macaulay




Macaulay


Indira, Rajiv and Sanjay Gandhi





























GENDER: some facts

- India is a patriarchal society (like all others)
- Sons are more welcome than daughters, though daughters are certainly loved
- Mothers are worshipped
- Women have had separate spheres of work and have also participated in common spheres with men as active agents





Raja Rammohan Roy

1772-1834







RELIGION













Sir Syed Ahmad Khan

1817-1898




Figure 1. Sayyid Ahmad Khan

Rabindranath Tagore

1861-1941



Rabindranath Tagore (1861-1941)




Shantiniketan





Mohandas Karamchand Gandhi

1869-1948



A school, in the village



